

Application and Fitting Guide

Heelift® Suspension Boot

- Choice of interior (smooth or convoluted)
- Made of latex-free polyurethane foam
- Single-patient use only



Easy Application and Fit

Available in multiple languages at:
<http://www.heelift.com/heelift-instructions.html>



1 Place foot inside boot with the heel above the opening.



2 Thread straps through D-rings. Secure the straps. **APPLY STRAPS LOOSELY.**



3 Test the fit under straps and heel opening. Boot should not move on the leg.




Proper Sizing and Care



Bariatric
 10.75" H x 15" L
 (27cm H x 38cm L)

Standard
 9" H x 12" L
 (23cm H x 30cm L)

Petite
 6.75" H x 10.5" L
 (17cm H x 27cm L)

			
Standard	120 - 250 lbs (54 - 113 kg)	8 - 14 in (20 - 36 cm)	60 - 77 in (152 - 196 cm)
Bariatric	220 - 600 lbs (100 - 271 kg)	12 - 23 in (30 - 58 cm)	65 - 80 in (165 - 203 cm)
Petite	70 - 130 lbs (32 - 50 kg)	6 - 10 in (15 - 25 cm)	46 - 64 in (117 - 163 cm)

Heelift® Patent Nos. - 5,449,339 & 7,458,948

- Hand Wash 
- Machine Wash 
- Machine Dry 
- Autoclave 
- Sanitise 

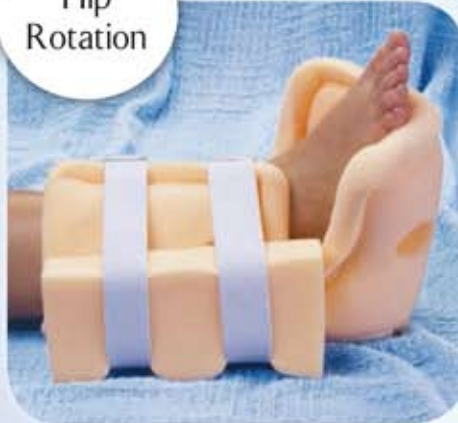
Optional Customisation

View customising details at:
http://www.vmorthotics.co.uk/Heelift_Suspension_Boot.php

Foot Rotation



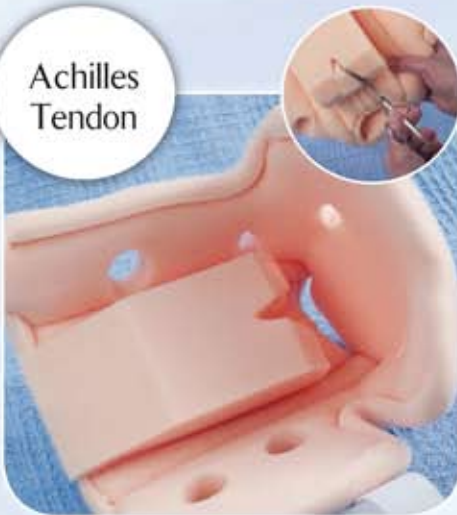
Hip Rotation



SCD with Heelift



Achilles Tendon



Foot Drop



Malleolar Decubitus



INNOVATORS IN PRESSURE ULCER SOLUTIONS

Heelift® Glide Suspension Boot



Heelift® Traction Boot



Heelift® AFO Boot



Elbowlift® Suspension Pad



Contact details:

Phone: 01986 798120 Fax: 01986 798040

Email: info@vmorthotics.co.uk Web: www.vmorthotics.co.uk

CE ©

© 2013, DM Systems, Inc. All rights reserved.